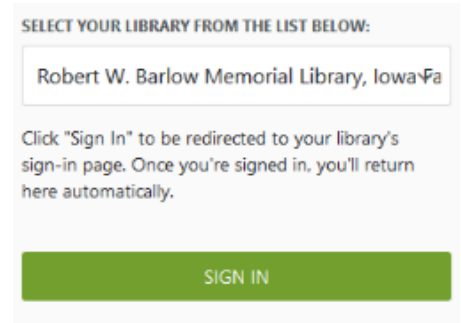


Kindle or Kindle Fire

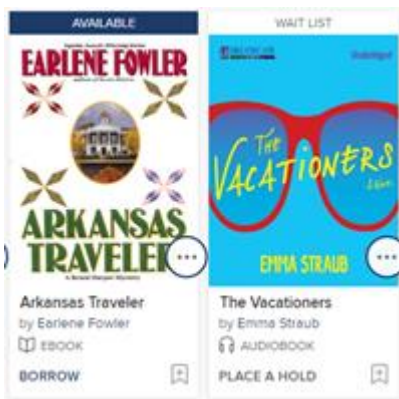
These instructions relate to borrowing **eBooks only on any Kindle device**. For eAudio or eVideo (Kindle Fire only), please see our instructions for using the OverDrive app on Mobile Devices.

You will need your *Robert W. Barlow Library card number*. You may also need to know your *Amazon account* (email and password) – we recommend logging in at Amazon on your browser first.

1. **Kindle:** go online with a laptop or computer. **Kindle Fire:** Open your Silk Browser. Go to the BRIDGES website at <http://bridges.overdrive.com>
2. Click the **Sign In** button and select *Robert W. Barlow Memorial Library, Iowa Falls*. Hint: type the first letter of your library to jump to that part of the alphabet.
3. Click **Sign In**. Select then enter your Library barcode (on the back of your card – no spaces). Then click **Login**.
4. Browse or **Search** for an eBook, by author, title, subject and more. Hint: If you use the Advanced Search, you can limit your search to Kindle Book Format only.

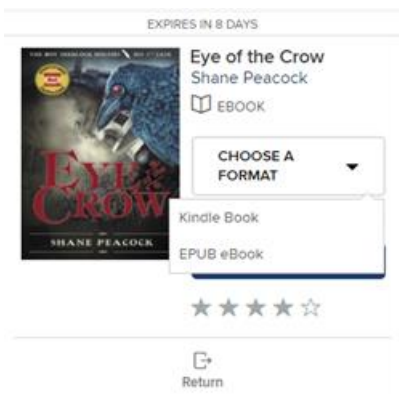


Please enter your library patron number:



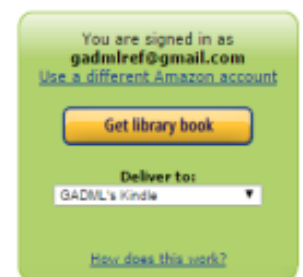
5. Click on an **Available** book cover. Then click on **Borrow** for 7 or 14 days.

If the book says **Wait List**, it is checked out. You can **Place a Hold**. You will be notified when it is available. You can choose to have it auto-downloaded at that time.



6. << Click **Choose a Format**, and choose **Kindle Book**. A new window will open and you will be taken to Amazon.com.

7. Select the Kindle (or mobile device with registered Kindle app) to which you would like the book delivered, and click on **Get library book**. >>




8. The Kindle must be connected to a Wi-Fi network; it will not deliver over Whispersync. Once you connect to Wi-Fi (in your device's Settings), the book will then be delivered to your device. You may need to "**sync and check for items**" from your Kindle device or app (under Menu).



How do I return Kindle books early?
Go to Amazon.com and sign in to your Amazon account.

Manage Your Content and Devices



Silver Borne (Mercy Thompson Book 5)

Patricia Briggs

Borrowed

This book is a Kindle digital library loan

Loan status: Expires February 15, 2017

Price: \$7.99

Deliver to Default Device (or) Others

Download & transfer via USB

Clear furthest page read

Return this book

Read Now

Buy Now

Add to collections

Add Narration

Show: Books All Sort By: Acquired date: Newest-Oldest

Deliver

Delete

Add to collections

Showing 1 - 90 of 283 items in Books--All

Select Actions Title



Silver Borne (Mercy Thompson Book 5) Borrowed

<<In your Amazon account's **Manage Your Content and Devices** page, find the title on Your Kindle Library – it will have “Borrowed” next to it – and click on the box with three dots in it, and choose “Return this Book” from the menu that comes up.

I've had Amazon deliver a book to my Kindle device, but I don't see it there?

Make sure your Kindle is connected to Wi-Fi.

To receive Kindle content that was sent to your device, tap the **Settings** or **Quick Actions** icon (cog) on the Kindle Home screen, and then tap **Sync My Kindle**. Titles that were sent to your Kindle should start downloading to your device.

More info: <http://bridges.lib.overdrive.com>

iowafallslib.com /Updated: February 2017 / Questions? Call us at 641-648-2872.